


# The pattern of ACT Card from Taiwan

By Amanda, Ching-Hsiang Yeh (2020-03-22)

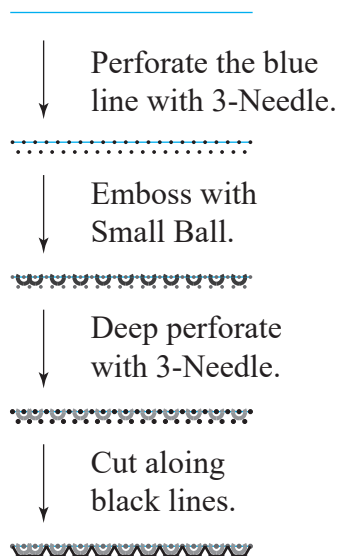
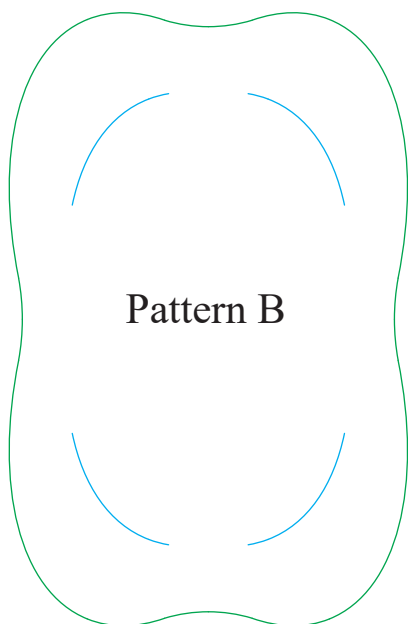
<http://www.amanda-craft.com.tw/>



## Pattern A

Trace the flower, stem and leaves with Gel Pen White and emboss them with Large Ball, Small Ball and extra Small Ball.

Perforate green frame with 2-Needle, then cut along the frame.



## Pattern C

Cut the frame with knife.

Perforate green frame with 2-Needle, then cut along the frame.  
Emoboss the eara between blue curves and green frame with Wheel.  
Perffforate the blue line with 3-Needle and follow the steps on the right